

ALUNO(A) _____

DATA: 19/04/21

19 de Abril dia do Índio



MARQUE UM X NOS DOIS INDIOZINHOS QUE ESTÃO CORRENDO PARA O LADO DIFERENTE DOS OUTROS E PINTE.



QUANTOS INDIOZINHOS ESTÃO CORRENDO PARA O LADO DIREITO? 2

E QUANTOS INDIOZINHOS ESTÃO CORRENDO PARA O LADO ESQUERDO? 6


E JUNTANDO TODOS, QUANTOS SÃO? 8

19/04/21

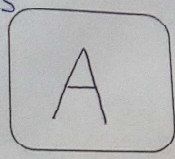
NOME: _____
DATA: _____




ESCREVA OS NOMES DAS FIGURAS E DEPOIS COLOQUE DENTRO DO
QUADRINHOS INICIAIS DE CADA NOME. JÁ COMECEI!
PASSE O LÁPIS EM CIMA DOS PONTILHADINHOS
CONTORNANDO AS LETRAS DOS NOMES.




ARCO




INDIO




BOTE



COCAR





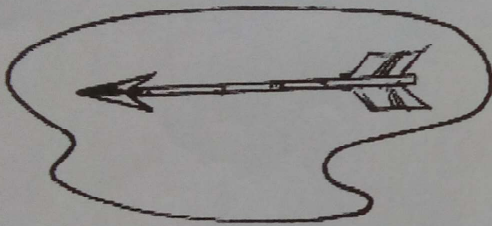

OCA



ALUNO(A) _____

DATA: 20/04/21

- Ligar os conjuntos iguais. E PINTE! -




COMPLETE O ALFABETO: E PINTE OS DESENHOS RELACIONADO A ELE

NOME: _____

DATA: 20/04/21

PASSE O LÁPIS EM CIMA DOS TRACINHOS CONTORNANDO AS LETRAS DO ALFABETO.



ALUNO(A): _____

DATA: 20/04/21

PINTE O PERSONAGEM E A IGREJA QUE ESTÁ REPRESENTANDO O DIA DE TIRADENTES.



**21 DE ABRIL
TIRADENTES**

ALUNO(A) _____ DATA: 22/04/21
PINTE A CENA QUE ESTÁ REPRESENTANDO O
DIA DO DESCOBRIMENTO DO BRASIL.

Nome: _____ FASEI

Descobrimento do Brasil


22
de
abril



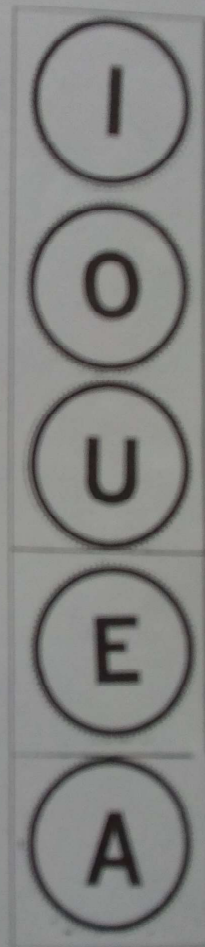

22/04/01

EDUCAÇÃO INFANTIL

ALUNO (a): _____



LIGUE O DESENHO À VOGAL CORRESPONDENTE, E PINTE



Professora Izabela Sá, Ped. (Dg)

Proj. de Tia Izabela




LIGAR CADA CONJUNTO A SEU NÚMERO
E PINTAR OS ELEMENTOS.

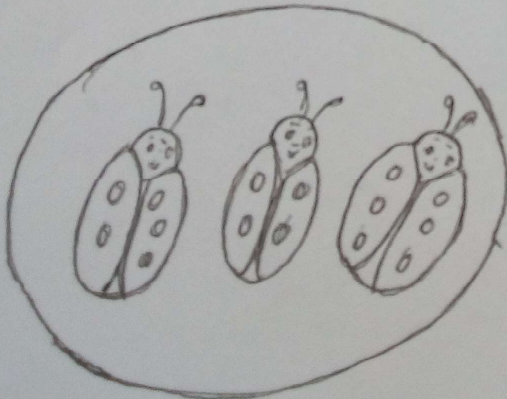
02/04/21



4



3



1

E.M. WALDOMIRO ANTONIO SOARES.


PROFESSORA: VANI

DATA: 23 / 04 / 21

ALUNO(A): _____

FASE I


PASSE O LÁPIS EM CIMA DOS TRACINHOS CONTORNANDO AS LETRAS E FORMANDO OS NOMES DOS ANIMAIS EM SEGUIDA PINTE. ELES.



ABELHA




CACHORRO






COELHO

ALUNO(A)

DATA: 23/04/21



LIGUE O
NÚMERO
AO
GRUPO
CORRESPONDENTE
E PINTE OS ELE-
MENTOS.




7

5

3

2



26/04/21

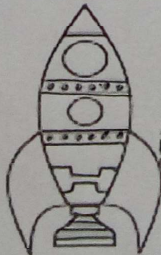


ESCOLA: M. WALDOMIRO ANTONIO SOARES
TURMA: EASE I PROFESSOR(A): VANI
EU SOU: _____

COM QUE LETRA COMEÇA?

EM SEGUIDA PINTE OS DESENHOS.



S



ALUNO(A) _____

DATA: 26/04/21

A ARCA DE NOÉ

VAMOS CONTAR E PINTAR?



PINTE A QUANTIDADE DE ANIMAIS PEDIDA NOS CONJUNTOS.


2

||




3

|||




4

||||



|||||



5


|||||

ALUNO(A)

DATA: 27/04/21

DE OLHO NAS PALAVRAS!

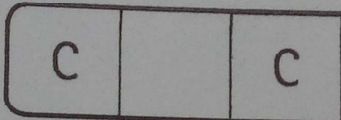
COMPLETE AS PALAVRAS COM A LETRA Q E FORME OS NOMES DAS FIGURAS. EM SEGUIDA PINTE



R

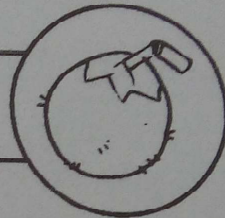
B

^



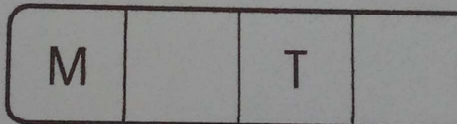
C

C




B

L



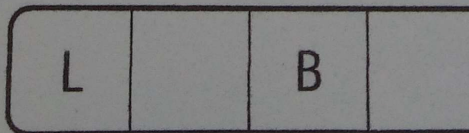
M

T



R

D



L

B



C

P

27/04/21

Nome: _____






Data: ____/____/____



Atividade de Sala



COLOQUE DENTRO DO CÍRCULO A QUANTIDADE DE CADA SORVETE



Escola: M. WALDIRMIR O. ANTONIO SOARES.





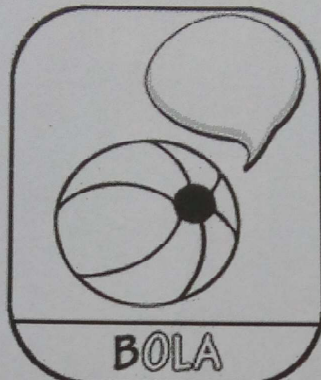
Data: 28/04/21

Turma: FASE1

ENSINOJA.COM.BR

Aluno: _____


1- ESCREVA A LETRA INICIAL DE CADA DESENHO: E PINTE ELES.



ALUNOCAS

28/04/21


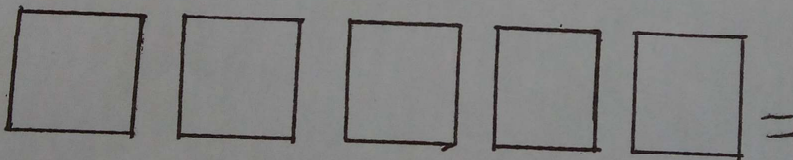

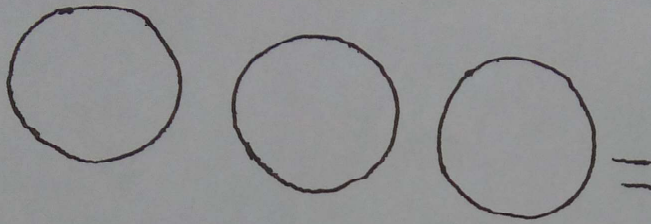
IDENTIFIQUE A FORMA DIFERENTE, FAÇA UM X
E PINTE AS FORMAS IGUAIS.



ALUNO(A)

29/04/21

CONTE E ESCREVA A QUANTIDADES
DE FIGURAS EM CADA FILEIRA, E PINTE.



NOME _____

FASE I


DATA 29/04/21




ATIVIDADE AVALIATIVA

LINGUAGEM


1. AS VOGAIS ESCAPARAM DAS PALAVRAS. ENCONTRE-AS E COMPLETE, EM SEGUIDA, PINTE OS DESENHOS.




RSO



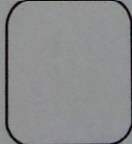
LEFANTE



VIÃO



NDIA



SAP


A

E

I

O

U



ESCOLA: MUNICIPAL WALDOMIRO ANTONIO SOARES
TURMA: FASEI PROFESSOR(A): VANI
EU SOU: _____
DATA: 30/04/21

COM QUE LETRA COMEÇA?

PINTE OS DESENHOS COM DIFERENTES CORES.




LAMA


L



FOLHA



FLORES



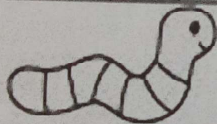
ARANHA




BORBOLETA



COGUMELO



MINHOCA



PÁSSARO



FORMIGA



ABELHA



ESQUILO



PLANTA



ÁRVORE



NÚVEM




GRAMA

ALUNO(A)

30/04/21

PINTE OS ANIMAIS MAIORES E CIRCULE OS MENORES.



PATO



TARTARUGA

CANGURU



GALLINHA



PINTINHO



VEADO

ALUNO: _____ DATA: 30/04/21

PINTE OS PERSONAGENS QUE ESTÃO REPRESENTANDO O
DIA DO TRABALHO - 1º DE MAIO

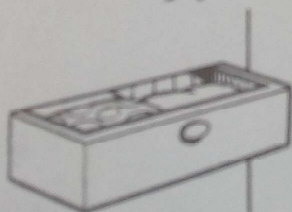


HÁ DIVERSAS PROFISSÕES,
TODAS TÊM O SEU VALOR
O TRABALHO RENDE MUITO,
QUANDO É FEITO COM AMOR.

ALUNO(A):

03/05/21

LIGUE CADA FIGURA À SUA LETRA INICIAL, E PINTE.



G

J

C

P

B

03/10.5/21

ESCOLA: MUNICIPAL WALDOMIRO ANTONIO SOARES
TURMA: FASE I PROFESSOR(A): VANI



EU SOU: _____

1. CONTE A QUANTIDADE DE DEDOS INDICADA POR CADA MÃO E LIGUE AO NUMERAL CORRESPONDENTE E COPIE O NUMERAL DENTRO DO CIRCULO.



1 ○




2 ○



3 ○



4 ○




5 ○

ALUNO(A):

04/05/21

PASSE O LÁPIS EM CIMA DOS TRACINHOS CONTORNANDO AS LETRAS E FORMANDO OS NOMES DOS ANIMAIS, EM SEGUIDA PINTE-AS.



ELEFANTE



CAVALO



POMBA




PATO

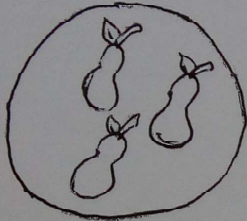
ALUNO(A):

04/05/21


LIGUE O NUMERAL AS QUANTIDADES
DE ELEMENTOS DE CADA CONJUNTO E PINTE.




5




1



2



3

















4

NOME: _____

DATA: 05/05/21

CIRCULE A LETRA INICIAL DO NOME DE CADA FIGURA E
PINTE ELAS.

	S
M	P
	S
F	N
	T
D	R
	M
G	Q
	L
K	S
	J
R	B
	V
M	J

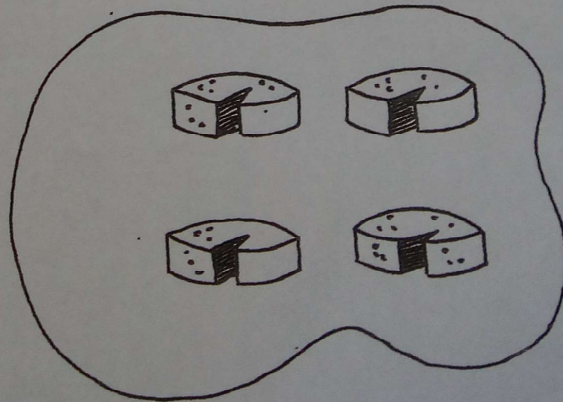




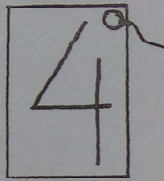
	N
P	S
	R
Z	H
	P
M	V
	S
B	L
	C
M	T
	M
D	G
	R
L	K

ALUNO(A)

05/05/21

Ligue os numeros aos conjuntos que os representam :

EM SEGUIDA PINTE OS ELEMENTOS.



Blog Cantinho do Saber


NOME: _____

DATA: 06/05/21


LIGUE OS DESENHOS AO SEU NOME. E PINTE.




FLOR




ÁRVORE



SOL



NUVEM



PÁSSARO

Nome: _____

Data: 06/05/21



Atividade de Sala


LIGUE AS FIGURAS NA QUANTIDADE CORRETA, E PINTE.




2



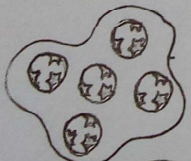
6



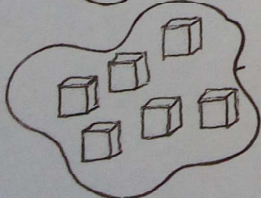
5



3



4



1

NOME: _____

DATA 07 / 05 / 21



LIGUE AS LETRAS INICIAIS AOS PRESENTES DA MAMÃE E
PASSE O LÁPIS EM CIMA DOS TRACINHOS CONTORNANDO
OS NOMES DOS OBJETOS, E PINTE OS DESENHOS.



C CORÇÃO



F FLORES




E ESMALTE



S SAPATO



B BATOM



A ANEL

E.M. WALDOMIRO ANTONIO SOARES

ALUNO(A)

FASE I

DATA: 07/05/21


CONTE QUANTOS ELEMENTOS TÊM EM CADA CONJUNTO,
E ESCREVA OS NÚMEROS CORRESPONDENTES A ELES.

The image shows a 3x3 grid of counting exercises. Each exercise consists of a circle containing a set of objects, followed by a small square for the student to write the count.

- Row 1:
 - Circle 1: 6 apples (2 columns of 3). Square:
 - Circle 2: 2 kites. Square:
 - Circle 3: 5 leaves. Square:
- Row 2:
 - Circle 1: 3 stars. Square:
 - Circle 2: 6 ice cream cones (2 columns of 3). Square:
 - Circle 3: 1 airplane. Square:
- Row 3:
 - Circle 1: 4 balloons. Square:
 - Circle 2: 9 ice cream cones (3 columns of 3). Square:
 - Circle 3: 8 balls. Square:

nome: _____ idade: _____ Data: 07.10.21

PINTE A CENA QUE ESTÁ REPRESENTANDO AS MÃES.



Feliz dia das Mães!

"Enganosa é a graça, e vã, a formosura,
mas a mulher que teme ao SENHOR, essa será louvada."
Provérbios 11:20

Escola: M. WALDOMIRO ANTONIO SOARES




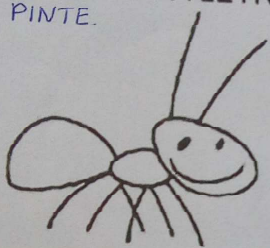
Data: 10/05/21

Turma: FASE I

LEITORZINHO.COM

Aluno: _____

1 - QUAL É A LETRA INICIAL DO NOME DOS DESENHOS? EM SEQUIDA




ALUNO(A)

DATA: 10/05/21



ESCRITA DE NUMERAIS

1) ESCREVA, NOS QUADROS ABAIXO, O NÚMERO DE ELEMENTOS DOS CONJUNTOS E A PALAVRA CORRESPONDENTE. JÁ COMECEI! EM SEGUIDA PİNTE..




0


ZERO



UM



DOS



TRES



QUATRO