


NOME: _____

NUMERAIS




COMPLETE A SEQUÊNCIA NUMÉRICA.



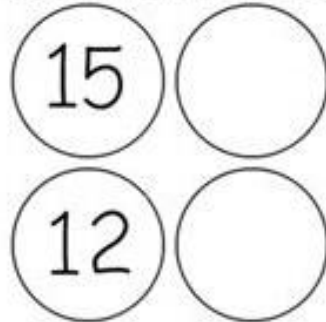
0				
				19



QUEM VEM ANTES?



QUEM VEM DEPOIS?



NOME: _____

PASSE POR CIMA DOS NÚMEROS.

1 1 1 1 1 1 1 1 1 1

2 2 2 2 2 2 2 2 2 2

3 3 3 3 3 3 3 3 3 3

4 4 4 4 4 4 4 4 4 4

5 5 5 5 5 5 5 5 5 5

6 6 6 6 6 6 6 6 6 6

7 7 7 7 7 7 7 7 7 7

8 8 8 8 8 8 8 8 8 8

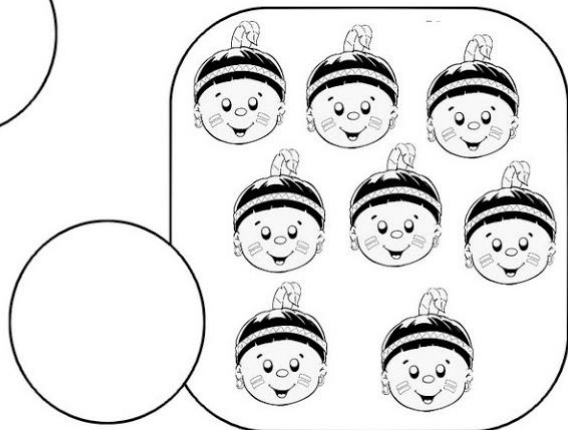
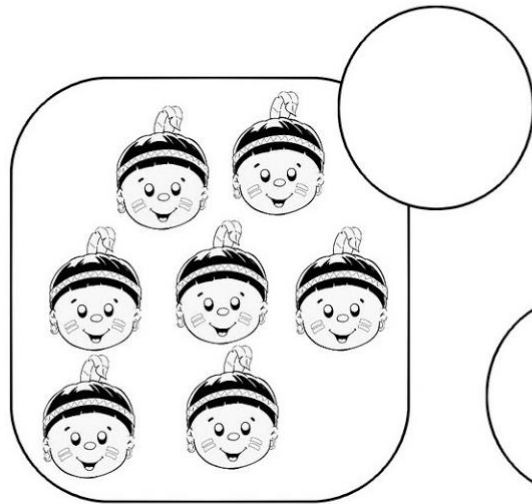


9 9 9 9 9 9 9 9 9 9

10 10 10 10 10 10 10 10 10

NOME: _____

19 de Abril dia do Índio

VAMOS CONTAR?



NOME: _____

CANTE, PASSE POR CIMA DOS NÚMEROS E ABAIXO COMPLETE CONFORME A MÚSICA.

1, 2, 3, INDIOZINHOS

4, 5, 6, INDIOZINHOS

7, 8, 9, INDIOZINHOS

10, NO PEQUENO BOTE.

COMPLETE A MÚSICA:

, , , INDIOZINHOS

, , , INDIOZINHOS

, , , INDIOZINHOS

NO PEQUENO BOTE.

**VINHAM NA VEGANDO PELO RIO ABAIXO
QUANDO O JACARÉ SE APROXIMOU
E PEQUENO BOTE DOS INDIOZINHOS,
QUASE, QUASE VIROU!**

NOME: _____

FORMAS GEOMÉTRICAS


PINTE DE ACORDO COM A LEGENDA .



VERDE



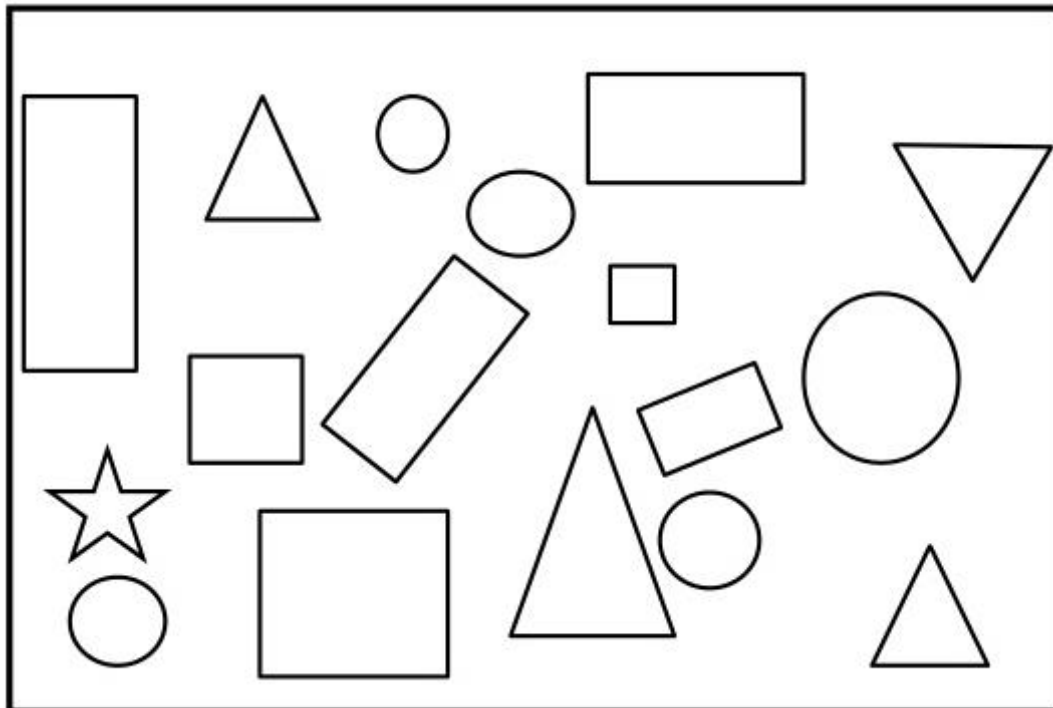
AZUL



VERMELHO






AMARELO


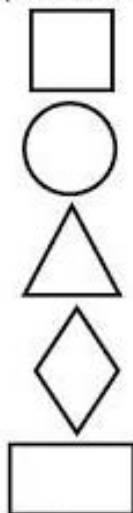
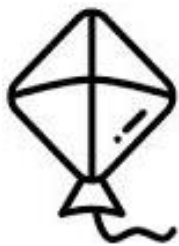


NOME: _____

CONTE E REGISTRE A QUANTIDADE.

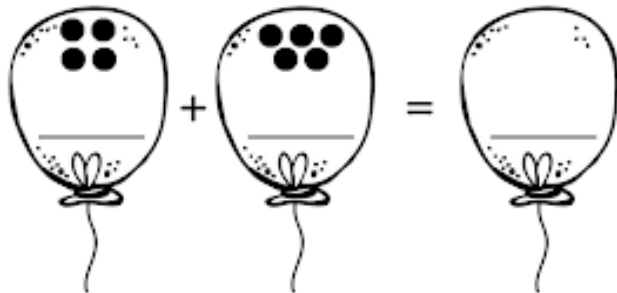
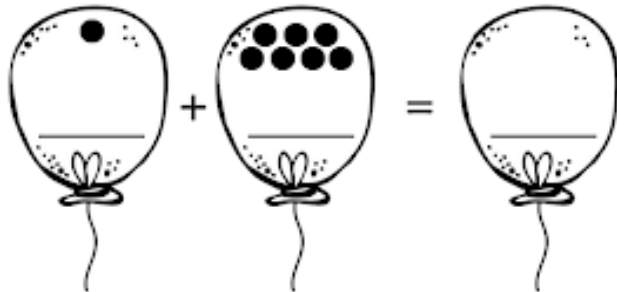
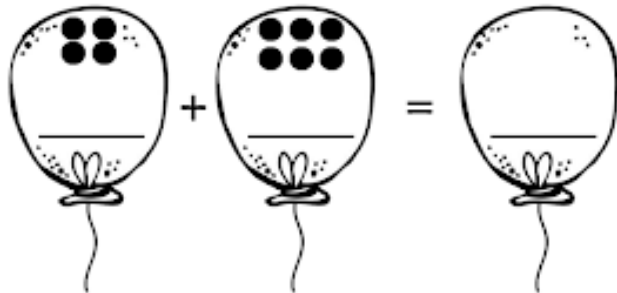
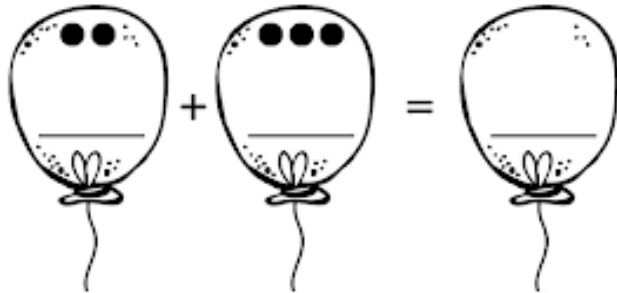


LIGUE OS OBJETOS QUE TEM A MESMA FORMA.



NOME: _____

VAMOS
SOMAR



NOME: _____

COLORIR O NÚMERO QUE INDICA A QUANTIDADE DE CRIANÇAS QUE TEMOS EM CADA QUADRO:



CIRCULE A CRIANÇA QUE LEVANTOU O BRAÇO DIREITO:


















OBS: COLOQUE- SE NA POSIÇÃO DA FIGURA E LEVANTE O BRAÇO DIREITO.

NOME: _____

SOMAR USANDO OS DEDINHOS.

SOMANDO COM OS DEDINHOS

0 1 2 3 4 5 6 7 8 9

 <input type="text"/>		 <input type="text"/>		 <input type="text"/>
 <input type="text"/>		 <input type="text"/>		 <input type="text"/>
 <input type="text"/>		 <input type="text"/>		 <input type="text"/>

NOME: _____

RESOLVA AS ADIÇÕES

0	1	2	3	4	5	6	7	8	9	10
---	---	---	---	---	---	---	---	---	---	----

1) OBSERVE OS DESENHOS E RESOLVA AS ADIÇÕES:

$$\begin{array}{|c|} \hline \text{2 borboletas} \\ \hline \end{array} + \begin{array}{|c|} \hline \text{3 borboletas} \\ \hline \end{array} = \begin{array}{|c|} \hline \square \\ \hline \end{array}$$

$$\begin{array}{|c|} \hline \text{3 caracóis} \\ \hline \end{array} + \begin{array}{|c|} \hline \text{2 caracóis} \\ \hline \end{array} = \begin{array}{|c|} \hline \square \\ \hline \end{array}$$

$$\begin{array}{|c|} \hline \text{1 abelha} \\ \hline \end{array} + \begin{array}{|c|} \hline \text{3 abelhas} \\ \hline \end{array} = \begin{array}{|c|} \hline \square \\ \hline \end{array}$$

$$\begin{array}{|c|} \hline \text{3 lagartixas} \\ \hline \end{array} + \begin{array}{|c|} \hline \text{1 lagartixa} \\ \hline \end{array} = \begin{array}{|c|} \hline \square \\ \hline \end{array}$$

2) CIRCULE AS ÁRVORES QUE TÊM A **MESMA QUANTIDADE** DE ELEMENTOS:



NOME: _____



1) OBSERVE O MALABARISTA E PINTE OS DESENHOS DE ACORDO COM O QUE ELE FAZ.

A) COM A MÃO **ESQUERDA**, ELE EQUILIBRA:



B) COM O PÉ **ESQUERDO**, ELE EQUILIBRA:



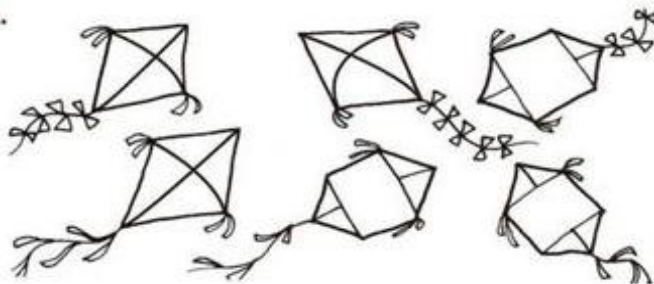
C) COM A MÃO **DIREITA**, ELE EQUILIBRA:



2) AS SETAS INDICAM A DIREÇÃO EM QUE AS PIPAS VOAM.



A) PINTE DE VERMELHO AS PIPAS QUE VOAM PARA A **DIREITA**.

B) PINTE DE VERDE AS PIPAS QUE VOAM PARA A **ESQUERDA**.



NOME: _____

LIGUE OS NÚMEROS AOS NOMES E ESCREVA.

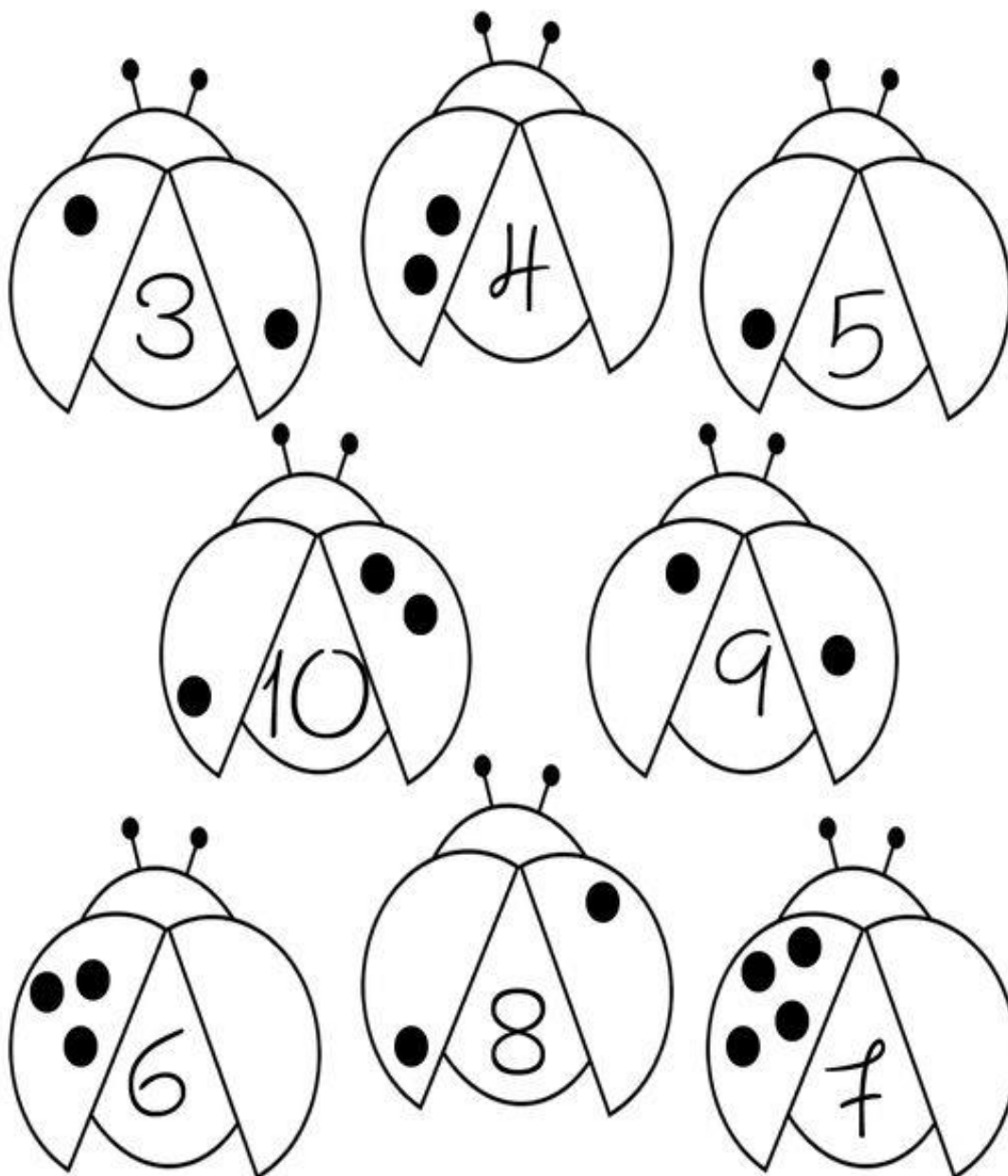


SEIS
NOVE
OTO
DEZ
SETE
UM
TRES
CINCO
DOIS
QUATRO





NOME: _____

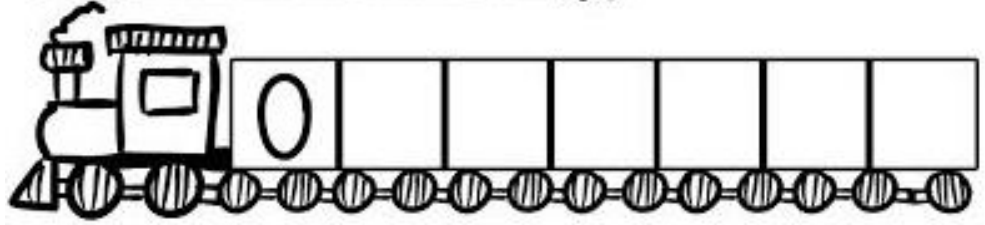
CONTINUE FAZENDO BOLINHAS NAS JOANINHAS DE ACORDO COM A QUANTIDADE INDICADA.:





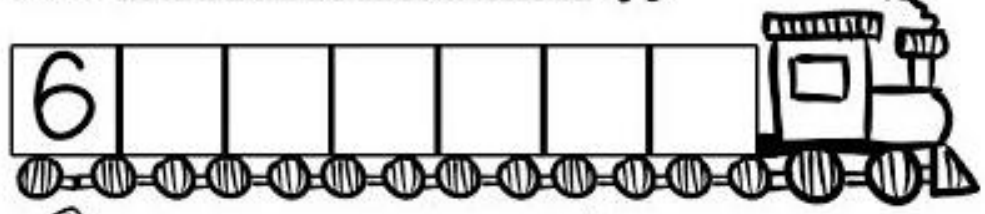
NOME: _____



COMPLETE OS VAGÕES DOS TRENS COM OS NUMERAIS EM SEQUÊNCIA:

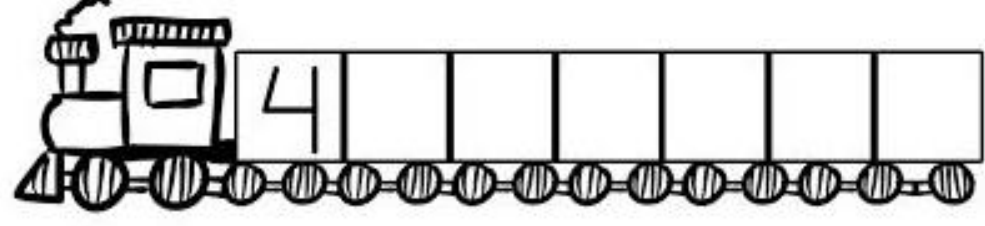
 1
2 3 ORDEM CRESCENTE 




 3
2 1 ORDEM DECRESCENTE 



 1
2 3 ORDEM CRESCENTE 



 3
2 1 ORDEM DECRESCENTE 