



PREFEITURA DA ESTÂNCIA TURÍSTICA DE IBIÚNA
ESCOLA MUNICIPAL "JOÃO CARDOSO DE MORAES"

4º APOSTILA DE ATIVIDADES DO 1º ANO - A



**“Um país se faz
com homens e
livros...”**

Monteiro Lobato

ATIVIDADES REFERENTES AOS DIAS:

(19, 20, 22, 23, 26, 27, 28, 29, 30 DE ABRIL E 04, 05, 06, 07 E 10 DE MAIO)

Previsão para devolução: ____/maio

ALUNO (A): _____

PROFª: TATIANE

2021

IBIÚNA, _____ DE _____ DE 2021

COMPLETE AS PALAVRAS COM: **A - E - I - O - U**, EM SEGUIDA PINTE OS DESENHOS COM CAPRICHOS!



__VI__O



__LH__



__SC__V__



__R__B__




__V__

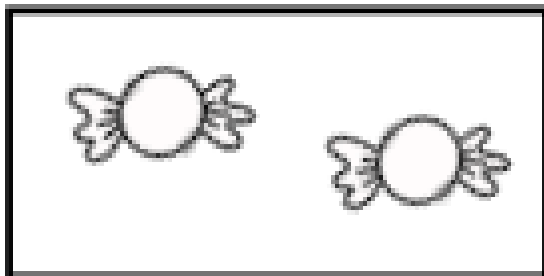


__GR__J__

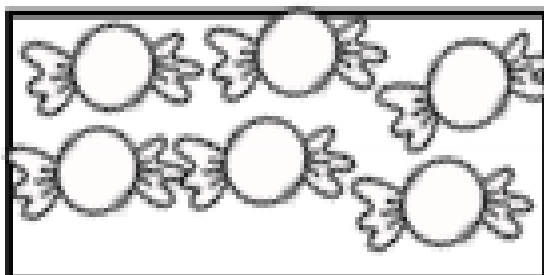
CONTE E MARQUE QUANTOS ELEMENTOS HÁ EM CADA CONJUNTO.



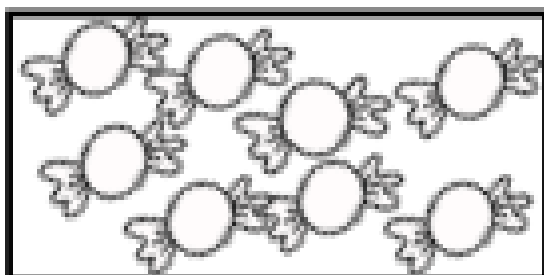
1 2 3 4 5 6 7 8 9



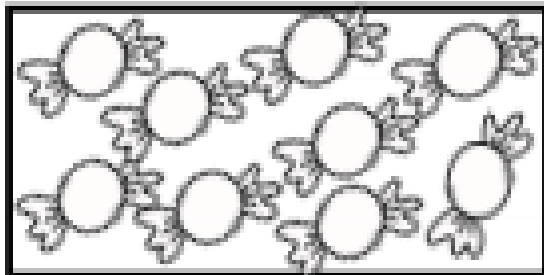
1 2 3 4 5 6 7 8 9



1 2 3 4 5 6 7 8 9



1 2 3 4 5 6 7 8 9



1 2 3 4 5 6 7 8 9



LINGUAGEM VOGAIS




RECORTE AS FIGURAS E COLE CORRETAMENTE:







A

A







E

E







I

I






O

O

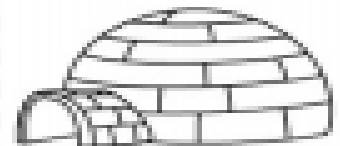




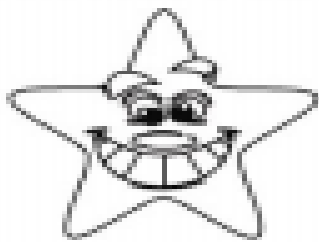





U



U



RECORTE




CONTE E REGISTRE!







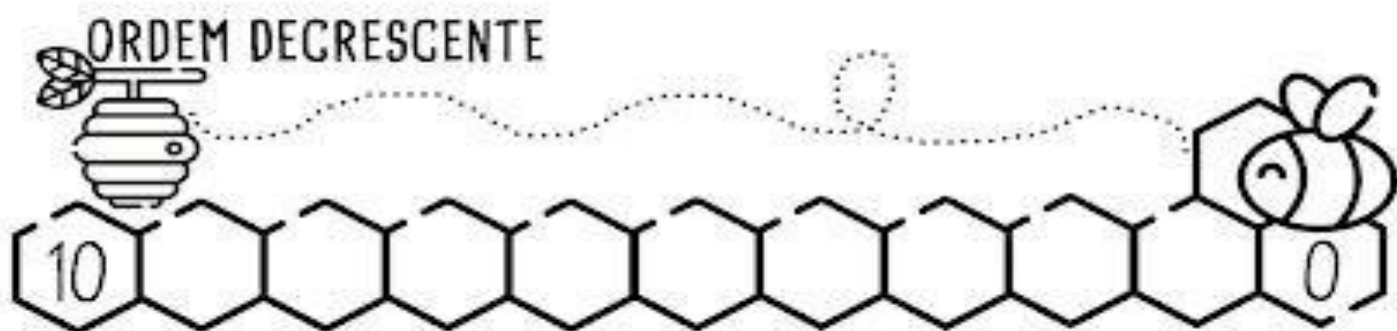
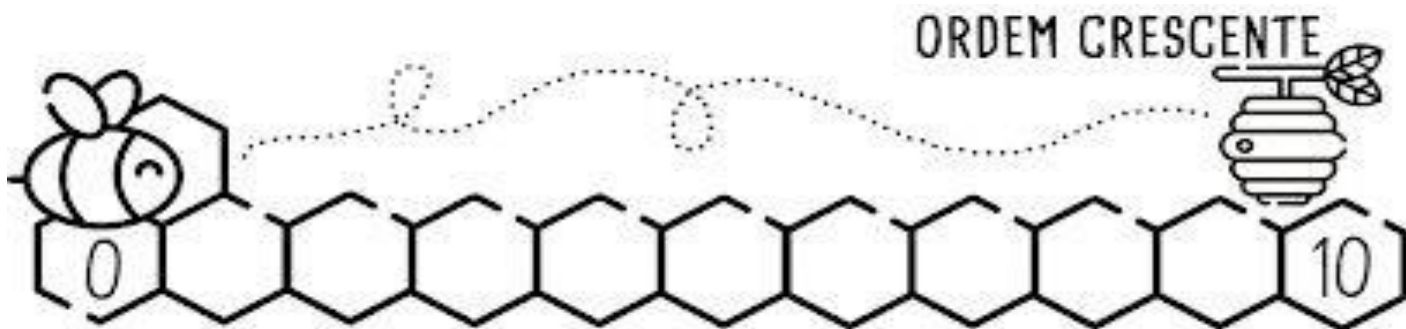






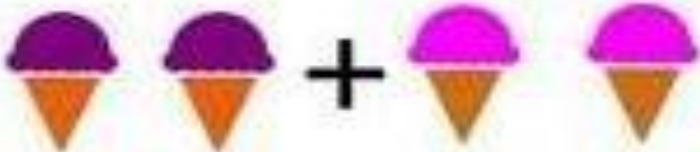











1- COLOQUE TUDO EM ORDEM!



2- CIRCULE A RESPOSTA CORRETA PARA CADA SOMATÓRIA ABAIXO.

	+		3	2
	+		4	8
	+		9	6
	+		10	5
	+		4	7

LINGUAGEM

FUSÃO DE VOGAIS

A I A U

A U

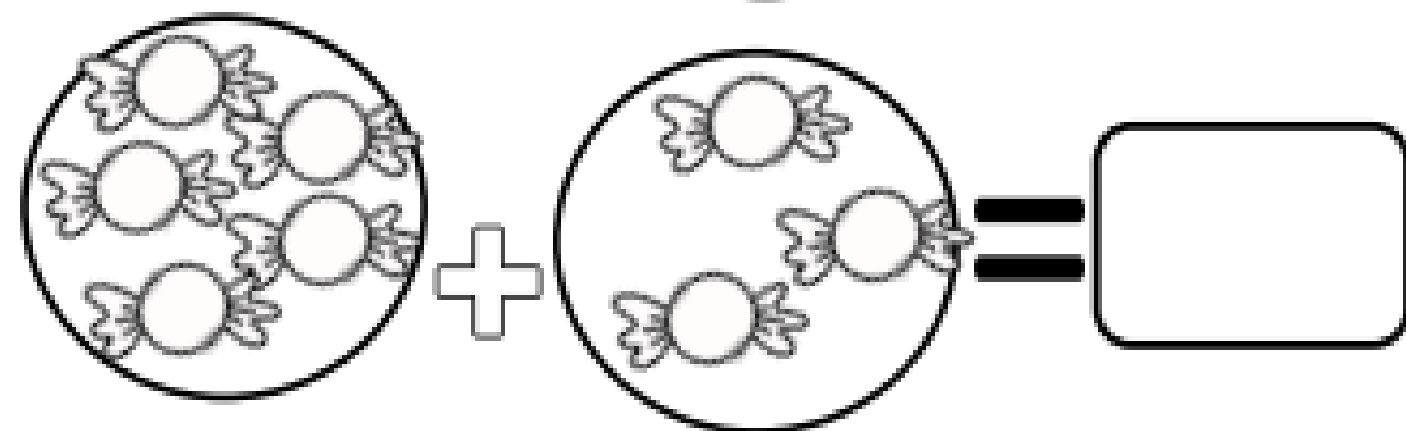
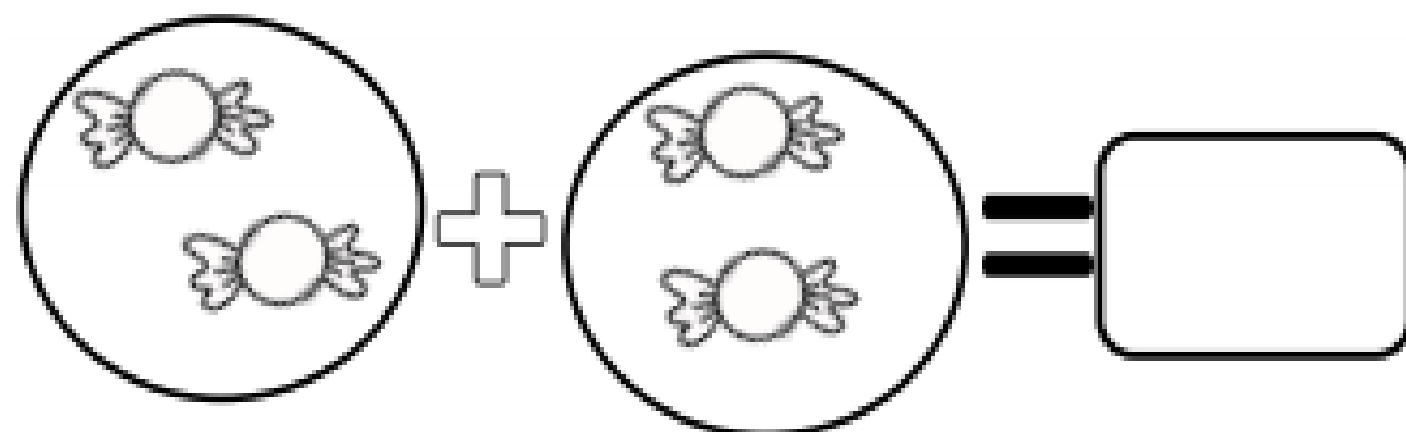
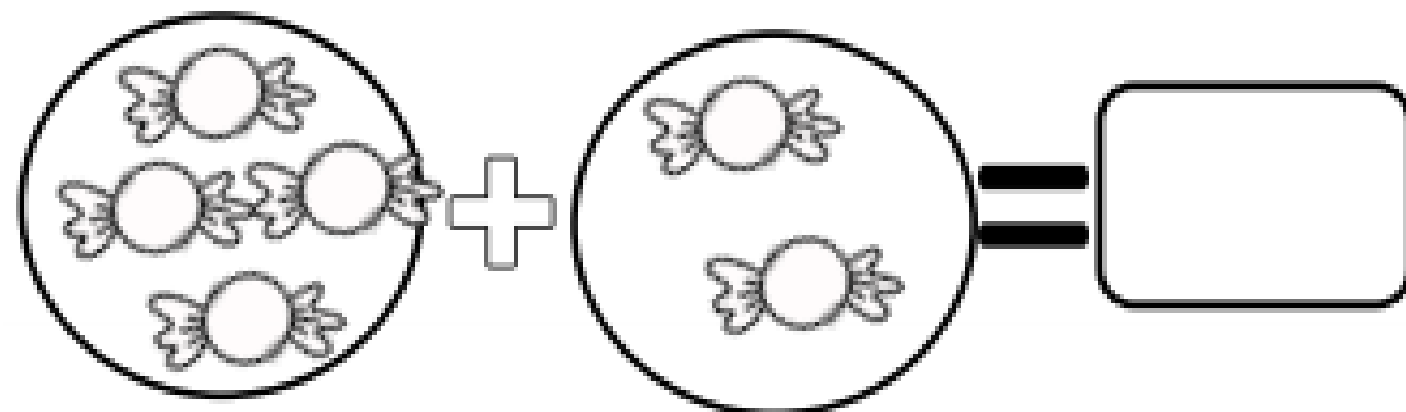
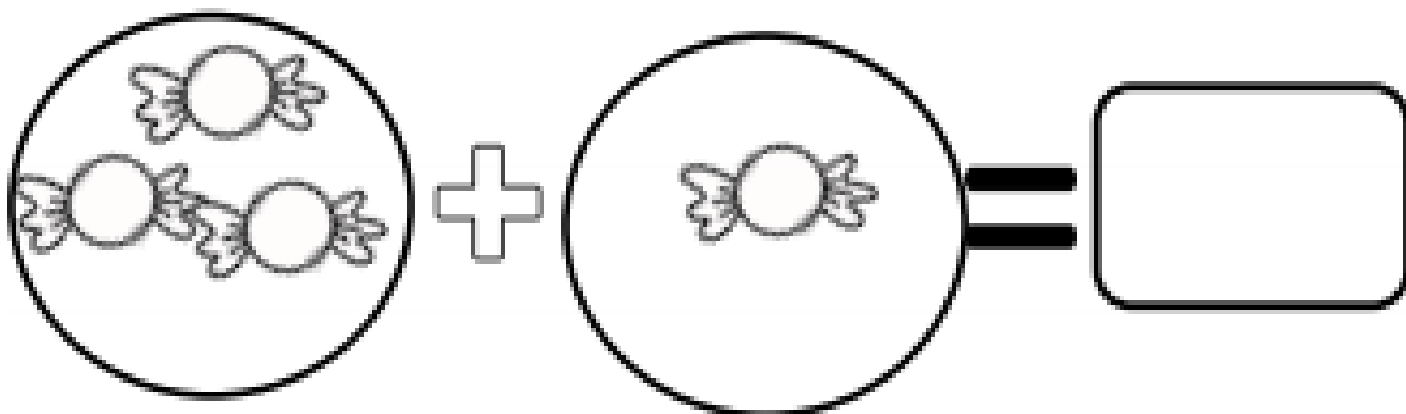
E I E U

E U

O I O I

U I U I

VAMOS SOMAR!



COMPLETE A SEQUENCIA ALFABÉTICA.




ESCREVA A LETRA INICIAL DE CADA DESENHO.



PINTE O NÚMERO DE FRUTAS INDICADO

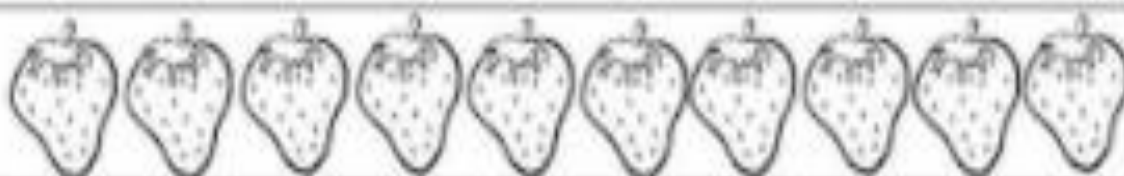
3




4



5



6



7



8



9



ESSA É A LETRINHA QUE IREMOS ESTUDAR. PASSE O DEDINHO COMEÇANDO PELO PONTINHO VERMELHO E DEPOIS CONTINUE NAS LINHAS ABAIXO COM UM LÁPIS.

TENTE IMITAR A BOQUINHA AO LADO,
APERTE OS LÁBIOS COM OS DEDOS
ABAIXO DO QUEIXO.
LEMBRE- SE SEMPRE DO **BA** DA
BALEIA PARA FAZER O SONZINHO .



PASSE O DEDINHO NO CONTORNO DA
LETRINHA B E DEPOIS CIRCULE AS FIGURAS
QUE COMEÇAM COM O SOM DESSA LETRA



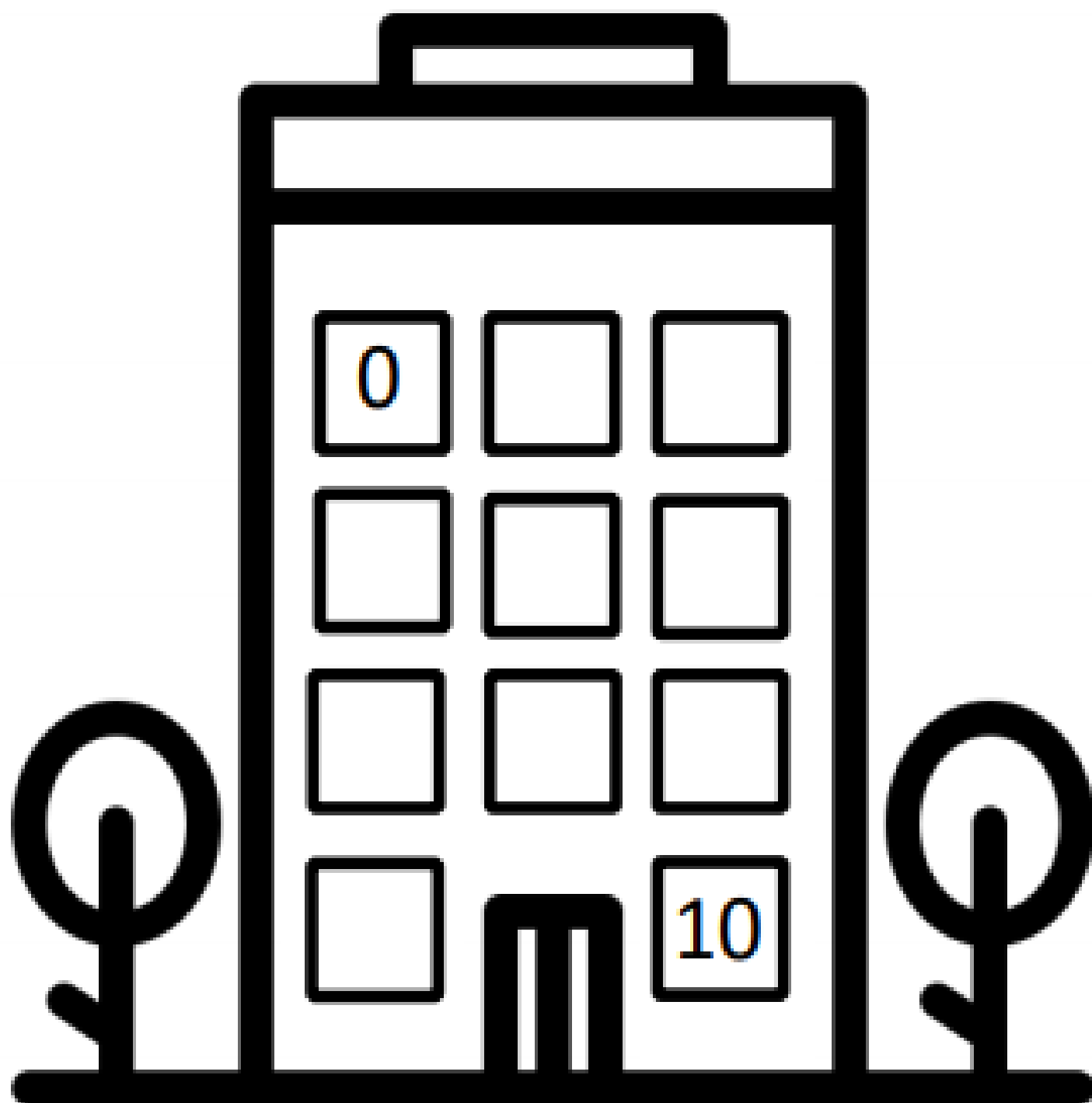
B



NÚMEROS DE 0 A 10

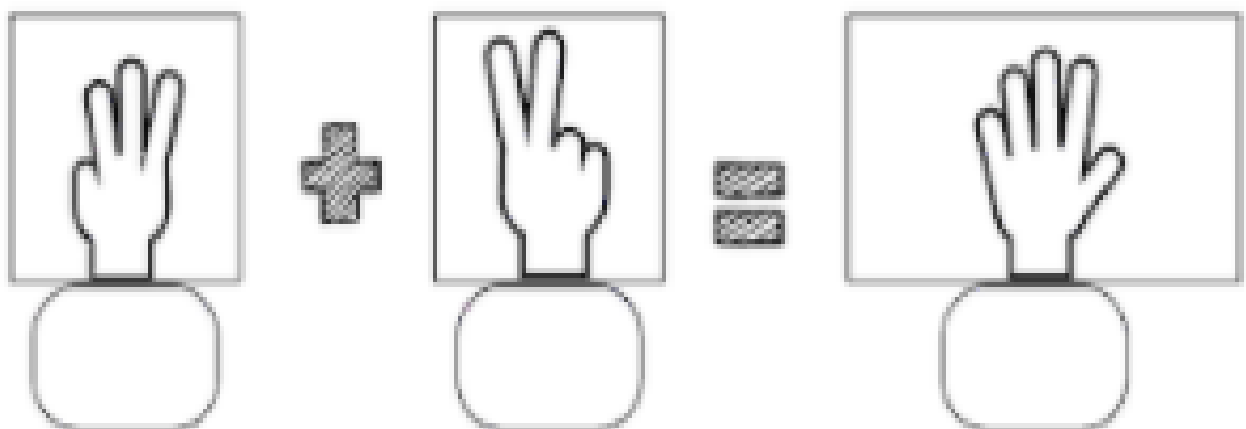
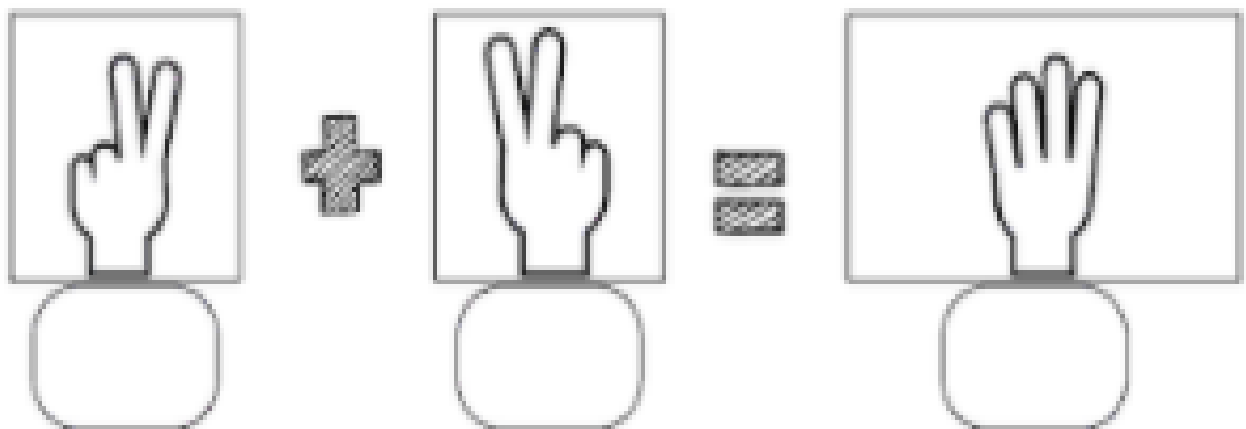
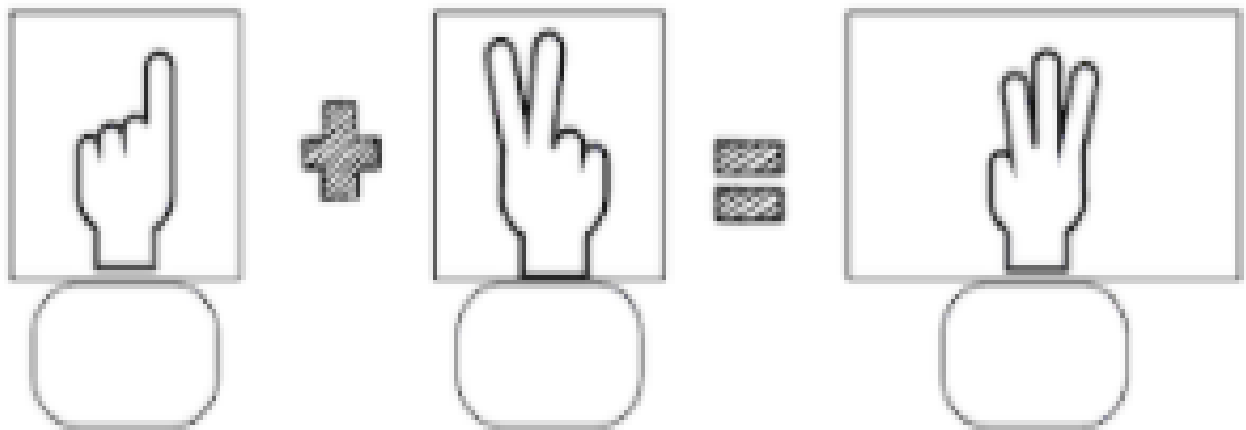
0	1	2	3	4	5	6	7	8	9	10
---	---	---	---	---	---	---	---	---	---	----

COMPLETE A SEQUÊNCIA NUMÉRICA COM OS NÚMEROS QUE FALTAM.



SOMANDO COM OS DEDINHOS

0 1 2 3 4 5 6 7 8 9



FAMÍLIA SILÁBICA "B"



Junte a letra B com cada uma das vogais indicadas e forme sílabas.

<div style="border: 1px solid black; padding: 10px; display: inline-block; font-size: 2em; color: blue;">B</div>	<div style="border: 1px solid black; padding: 10px; display: inline-block; font-size: 2em; color: red;">A</div>	→	
	<div style="border: 1px solid black; padding: 10px; display: inline-block; font-size: 2em; color: red;">E</div>	→	
	<div style="border: 1px solid black; padding: 10px; display: inline-block; font-size: 2em; color: red;">I</div>	→	
	<div style="border: 1px solid black; padding: 10px; display: inline-block; font-size: 2em; color: red;">O</div>	→	
	<div style="border: 1px solid black; padding: 10px; display: inline-block; font-size: 2em; color: red;">U</div>	→	

B

BA BE BI
BO BU



PINTE A SÍLABA INICIAL DE CADA DESENHO.



BA BE BI
BO BU



BU BI BO
BE BA



BA BE BI
BO BU




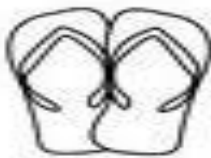


BU BI BO
BE BA

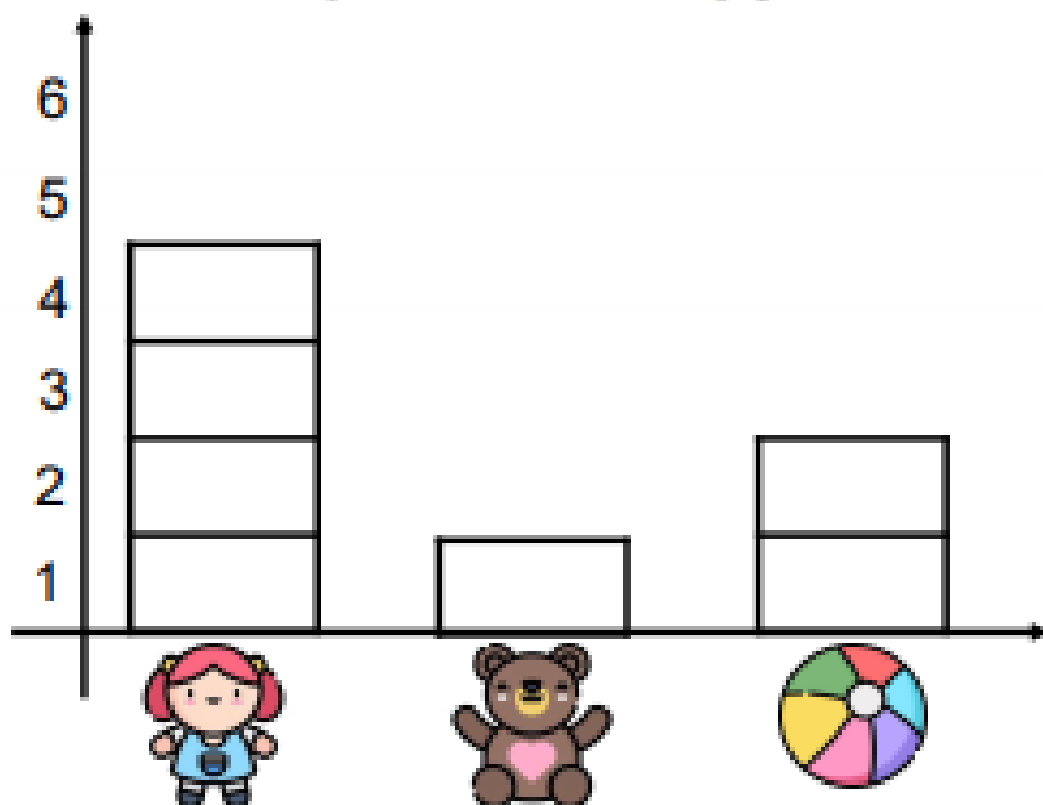
ESCREVA POR EXTENSO OS NUMERAIS ABAIXO DO TEU JEITO:

2
9
7
0
1
4
5
8
3
6

PINTE SOMENTE A FIGURA QUE ESTÁ DIFERENTE EM CADA SEQUÊNCIA:




1. OBSERVE O GRÁFICO DE BRINQUEDOS DA SOFIA E RESPONDA AS PERGUNTAS.




A) QUANTOS BONECAS SOFIA TEM?

B) QUANTAS BOLAS?

C) QUANTOS URSOS?



COMPLETE COM A SÍLABA FALTOSA DE:



B



○ LE



○ NE CA



○ NA NA



○ NÉ



○ GO DE



○ ZI NA




TU ○ RÃO




CA ○ DE




JA ○ TI



A ○ LHA




○ LÃO

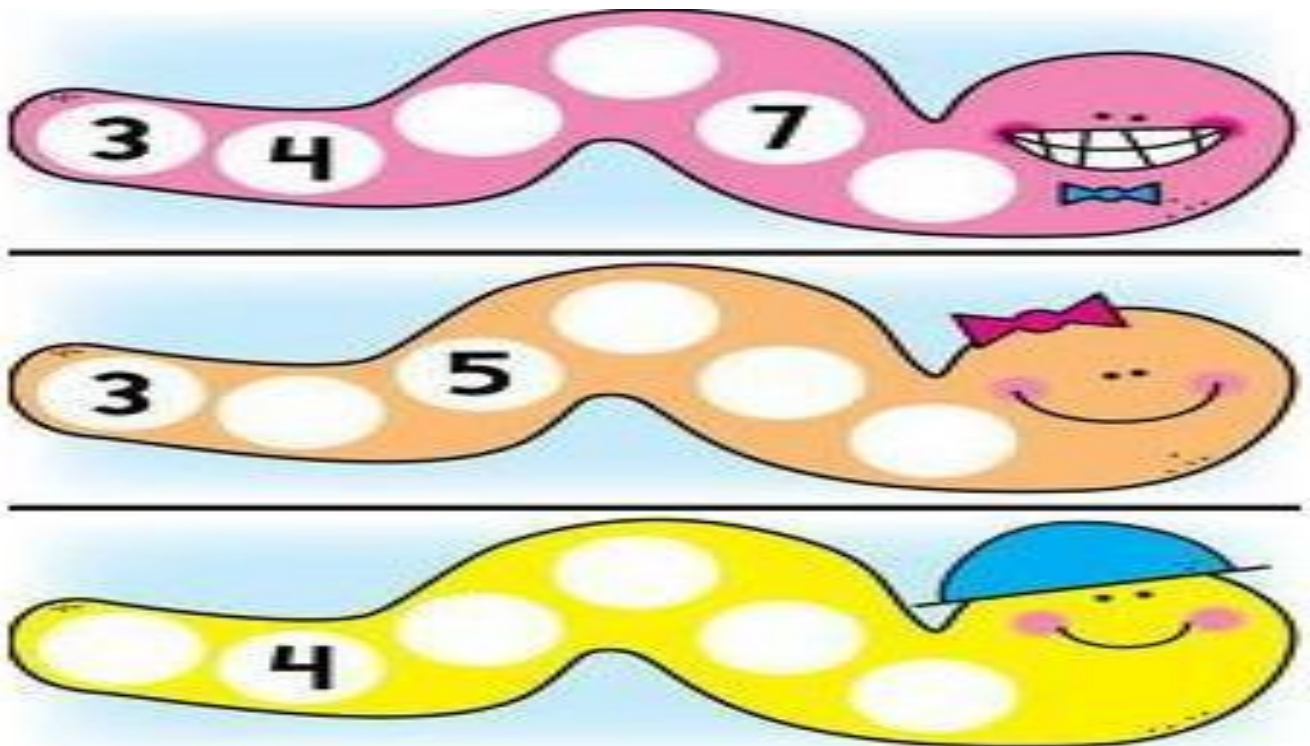


○ LEI A

1- COMPLETE A SEQUÊNCIA




1- COMPLETE AS SEQUÊNCIAS NUMÉRICAS



IBIÚNA, _____ DE _____ DE 2021

CAÇA-PALAVRAS



BALEIA



BULE

B	F	B	A	L	A	B
A	C	V	E	C	U	O
L	X	J	L	Q	A	N
E	C	V	X	H	I	E
I	D	N	B	Z	U	C
A	E	B	U	L	E	A












BONECA













BALA

PINTE A FIGURA QUE COMEÇA COM O MESMO SOM QUE O NOME DO DESENHO EM DESTAQUE

 BANANA		
 BEBÊ		
 BOLA		



VAMOS TREINAR! PASSE POR CIMA DO TRACEJADO.

11		11	11	11	11	11
12		12	12	12	12	12
13		13	13	13	13	13
14		14	14	14	14	14
15		15	15	15	15	15
16		16	16	16	16	16
17		17	17	17	17	17
18		18	18	18	18	18
19		19	19	19	19	19
20		20	20	20	20	20

IBIÚNA, ____ DE ____

DE 2021

ESCREVA OS NOMES DO SEU JEITIINHO



LEIA E COPIE OS NUMERAIS.

1



2



3



4



5



6



7



8



9



10



11



12



13



14



15



16



17



18



19



20



LEIA A FRASE:

A BALA É DE UVA.



1. CIRCULE A PALAVRA BALA.

2. A BALA É DE:

() OVO

() UVA

() MORANGO

() CHOCOLATE

3. A SÍLABA INICIAL DO NOME DO DESENHO É:

() BA

() BI

() BO

() BU

() BE



NUMERAIS

0 - 1 - 2 - 3 - 4 - 5 - 6 - 7 - 8 - 9
10 - 11 - 12 - 13 - 14 - 15 - 16 - 17 - 18 - 19

COMPLETE A SEQUÊNCIA NUMÉRICA.



0				
				19



QUEM VEM ANTES?

<input type="text"/>	11
<input type="text"/>	18

QUEM VEM DEPOIS?

15	<input type="text"/>
12	<input type="text"/>

VAMOS CANTAR?

BORBOLETINHA



**BORBOLETINHA,
ESTÁ NA COZINHA
FAZENDO CHOCOLATE
PARA MADRINHA.**

**POTI POTI, PERNA DE PAU,
OLHO DE VIDRO E
NARIZ DE PICA-PAU**

✚ ACOMPANHE A MÚSICA COM O DEDINHO E PINTE A PALAVRA:
BORBOLETINHA

✚ QUANTAS LETRAS TEM ESSA PALAVRA?


✚ QUAL É A LETRA INICIAL?

✚ QUAL É A LETRA FINAL DA PALAVRA?

LIGA - PONTOS

COMPLETE O PALHACINHO LIGANDO OS PONTOS DO 1 AO 8, EM SEGUIDA PINTE AS FORMAS DE ACORDO COM A LEGENDA!

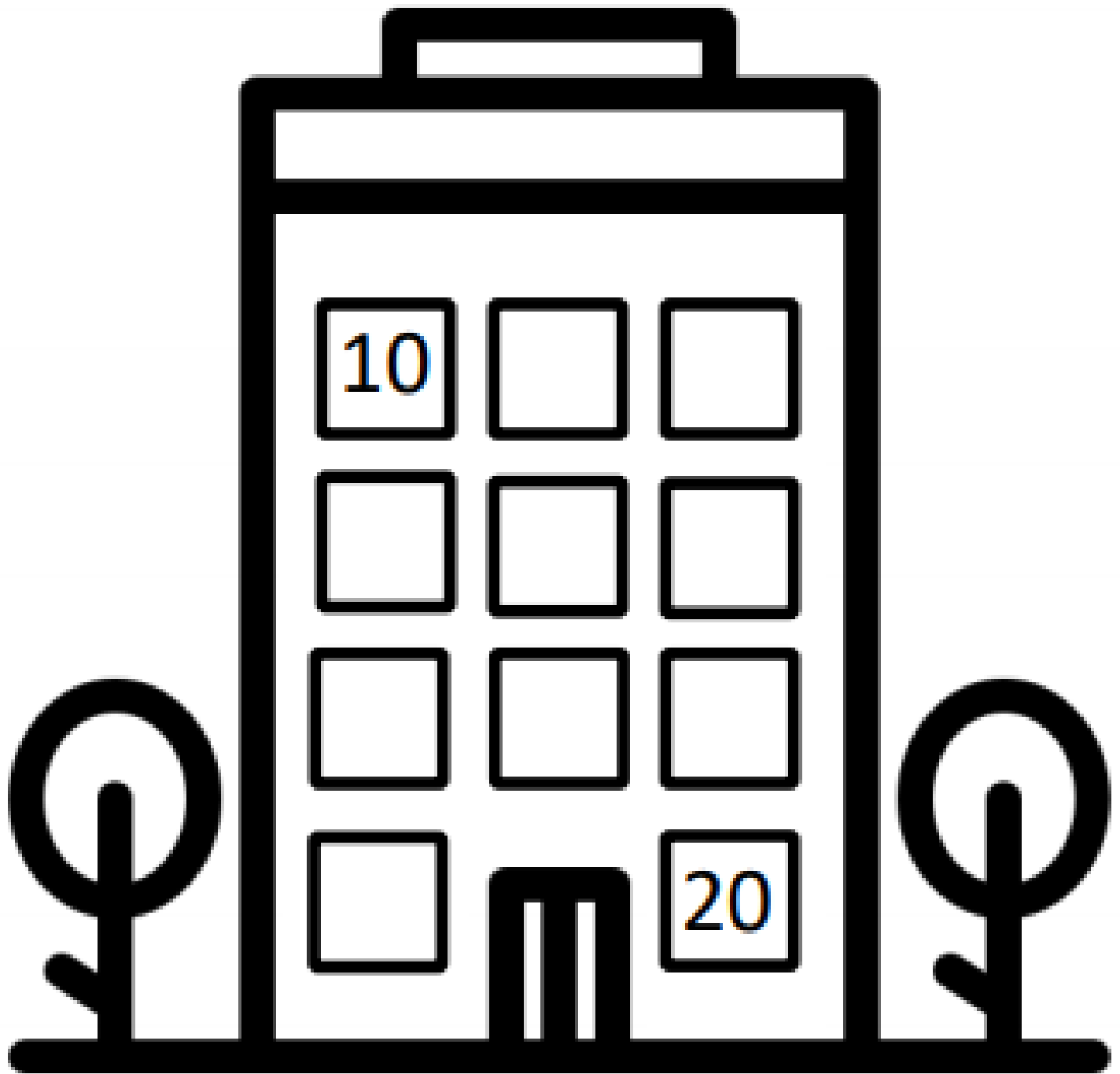
PINTE AS FORMAS:



NÚMEROS DE 10 A 20

10	11	12	13	14	15	16	17	18	19	20
----	----	----	----	----	----	----	----	----	----	----

COMPLETE A SEQUÊNCIA NUMÉRICA COM OS NÚMEROS QUE FALTAM.






COMEÇANDO PELO PONTINHO VERMELHO E DEPOIS CONTINUE NAS LINHAS ABAIXO COM UM LÁPIS.

TENTE IMITAR A BOQUINHA AO LADO,
DEIXE A BOCA ENTRE ABERTA E
LÍNGUA PARA BAIXO.
LEMBRE- SE SEMPRE DO CA DA
CANECA PARA FAZER O SONZINHO .




A large rectangular area framed by a thick black border, designed to look like a spiral notebook. At the top edge, there is a black spiral binding. A green pushpin is pinned to the top left corner, and a yellow pushpin is pinned to the top right corner. The page contains a tracing exercise. At the top center, there is a large dashed uppercase letter 'C' with a red dot at its top right starting point. Below it, there are four smaller dashed lowercase letters 'c', each also with a red dot at its top right starting point. These letters are positioned above a solid black horizontal line. Below this line are two more solid black horizontal lines, providing space for independent practice.

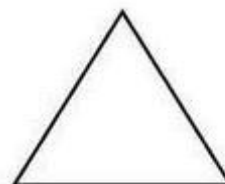
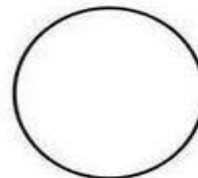
PASSE O DEDINHO NO CONTORNO DA LETRA C. DEPOIS CIRCULE AS FIGURAS QUE COMEÇAM COM O SOM DESSA LETRA.



C



FAÇA A CORRESPONDÊNCIA ENTRE A FIGURA E SUA FORMA GEOMÉTRICA:















COMPLETE COM OS NUMERAIS FALTOSOS.

The grid contains the following numbers and illustrations:

		3			6	7
	13	12		10		
15		17			20	

Illustrations include: a water drop, a bee, a rabbit, a leaf, a watering can, flowers, a kite, a bear with an umbrella, a cloud, a rainbow, and a smiling cloud. A row of alternating carrots and flowers is at the bottom.

PINTE OS QUADRADINHOS DE ACORDO COM AS IDADES INDICADAS, E DEPOIS RESPONDA ABAIXO.

					
					
ALAN	ANA	CAIO	CARLA	GAEL	BIA
6	9	5	10	8	7

A) COPIE O NOME DA CRIANÇA QUE TEM A TUA IDADE.

B) COPIE O NOME DA CRIANÇA MAIS VELHA.

C) COLOQUE OS NUMERAIS DAS IDADES EM ORDEM CRESCENTE.

FAMILIA SILABICA DA LETRA C:

CA

CO

CU

JUNTANDO AS LETRAS COM CHICO BENTO





VAMOS COMPLETAR AS PALAVRAS:

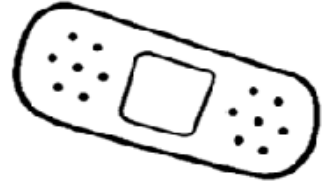
CA - CO - CU



___ VALO



___ ELHO



___ RATIVO



___ SA



___ PO



___ ECA



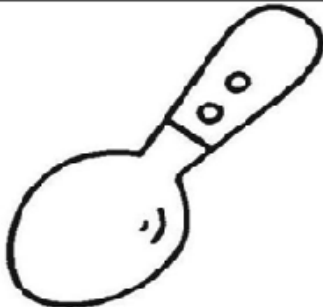
___ RUJA



___ MA



___ RUPIRA



___ LHER



___ IA



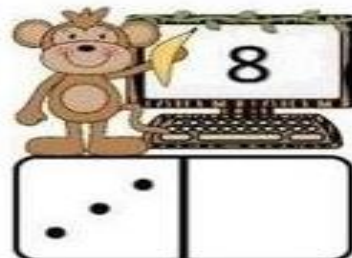
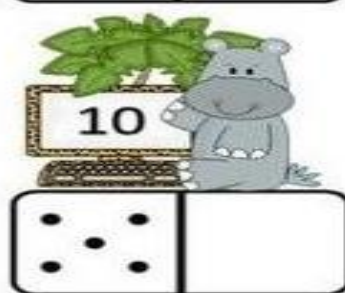
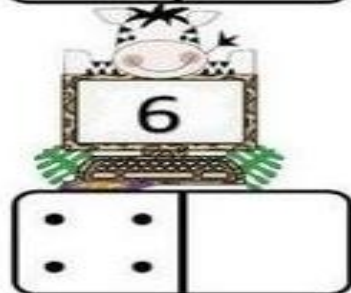


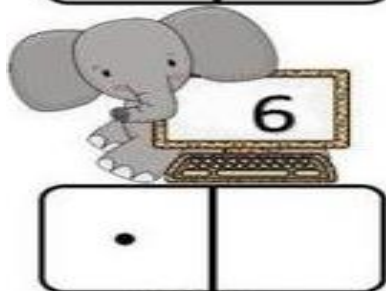


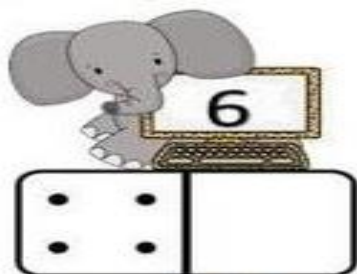
___ DEIRA

1- COLOQUE OS NUMERAIS ABAIXO NA SEQUÊNCIA NUMÉRICA.

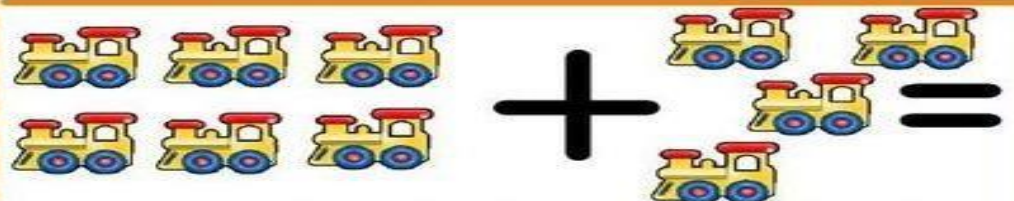

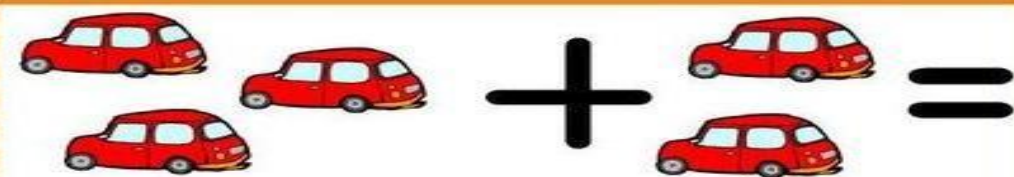
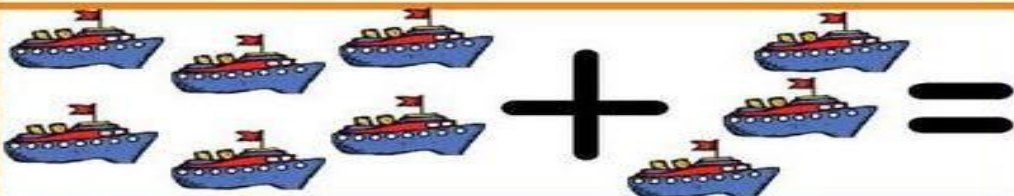
6 4 2 9 7 3 1 8 5 0

□ □ □ □ □ □ □ □ □ □



2 - COMPLETE PARA FICAR COM A QUANTIDADE CORRESPONDENTE.



VAMOS SOMAR!



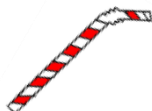



CRUZADINHA:



CAMELO
CANGURU
CACHORRO
CUECA

ESCREVA O NOME DAS FIGURAS COLOCANDO UMA LETRA EM CADA QUADRO.



DESENHE E RESPONDA


1. PEDRO TEM 3 CARRINHOS, 4 ROBÔS E 2 DINOSSAUROS. QUANTOS BRINQUEDOS ELE TEM AO TODO?

CONTE QUANTOS BRINQUEDOS VOCÊ DESENHOU E REGISTRE

2. CLARA DESENHOU UM JARDIM COM 6 MARGARIDAS E 4 ROSAS. QUANTAS FLORES ELA DESENHOU?


CONTE O TOTAL DE FLORES E REGISTRE

3. LARISSA GANHOU R\$ 5,00 DO SEU PAI E R\$ 4,00 DA SUA MÃE. QUANTO ELA GANHOU AO TODO? DESENHE!




REGISTRE O VALOR TOTAL QUE ELA GANHOU

ESSA É A LETRINHA QUE IREMOS ESTUDAR. PASSE O DEDINHO



CA CO
CU



PINTE A SÍLABA INICIAL DE CADA DESENHO.



CA CU CO




CO CU CA



CU CO CA



CO CA CU



CASCÃO É O MELHOR AMIGO DO CEBOLINHA. SEU ANIMAL DE ESTIMAÇÃO É UM PORQUINHO.

NUNCA TOMA BANHO, POR ISSO SEMPRE ESTÁ SUJO. TEM MUITO MEDO DE ÁGUA.

GOSTA DE RECICLAR OBJETOS VELHOS PARA FAZER BRINQUEDOS.

1. CIRCULAR NO TEXTO O NOME DO PERSONAGEM.

2. MARCAR COM UM "X" A RESPOSTA CERTA:

▪ CASCÃO É O MELHOR AMIGO DO:

FRANJINHA

CEBOLINHA

ASTRONAUTA

▪ SEU ANIMAL DE ESTIMAÇÃO É UM:

PORCO

RATO

CACHORRO

▪ ELE TEM MEDO DE:

ESCURO

FOGO

ÁGUA

ESCREVA OS NOMES DO SEU JEITIINHO



Empty dashed box for writing the name of the house.



Empty dashed box for writing the name of the owl.



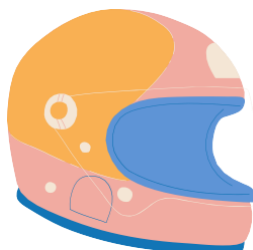
Empty dashed box for writing the name of the car.




Empty dashed box for writing the name of the jump rope.



Empty dashed box for writing the name of the gift.



Empty dashed box for writing the name of the helmet.

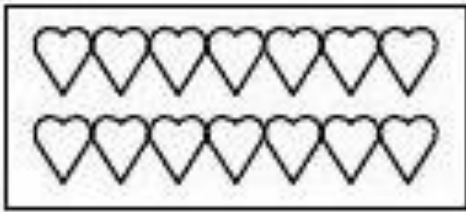


Empty dashed box for writing the name of the camel.

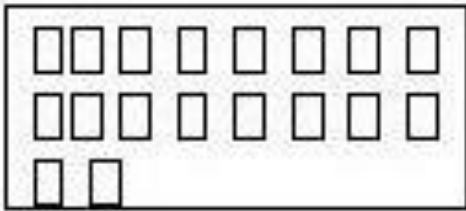


Empty dashed box for writing the name of the rabbit.

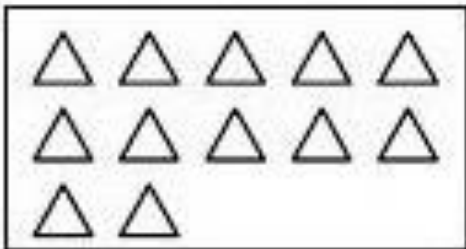
CONTE OS ELEMENTOS EM CADA GRUPO E LIGUE AO SEU NUMERAL.



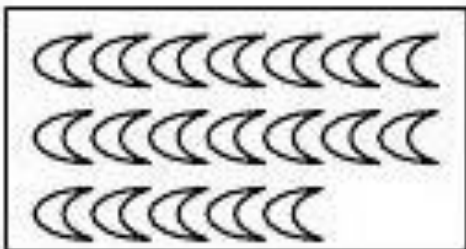
18



14



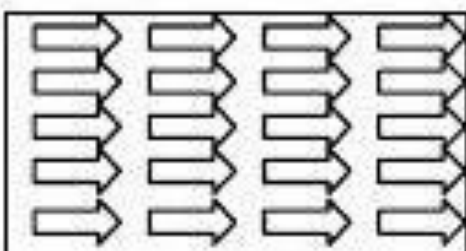
20



12



19



15

AS ATIVIDADES FORAM RETIRADAS DOS SITES:

- <https://www.aprenderebrincar.com/2012/09/juntando-as-letras-com-o-chico-bento-e.html>;
- <https://www.ideiacriativa.org/2016/04/atividade-familia-silabica-letra-c-duas.html>;
- <http://notebookdaprof.blogspot.com/2015/03/atividade-com-vogais-recorte-e-cole-som.html>;
- <https://br.pinterest.com/addalima/vogais/>;
- <https://escolaeducacao.com.br/atividades-de-alfabetizacao-familias-silabicas/>;
- Consciência Fonológica de A a Z - Material adquirido da autoria: ALFABETIZA SOM por Daisy Bastos e Rita Fontão.

